

Reprinted from

PHYSICS LETTERS A

Physics Letters A 218 (1996) 197-206

Sapphire beamsplitters and test masses for advanced laser interferometer gravitational wave detectors

L. Ju ^a, M. Notcutt ^a, D. Blair ^a, F. Bondu ^b, C.N. Zhao ^a

^a Department of Physics, University of Western Australia, Nedlands, W.A. 6907, Australia

^b Groupe VIRGO, Laboratoire de l'Accélérateur Linéaire, CNRS-IN2P3, Université de Paris-Sud, F-91405 Orsay Cedex, France

Received 11 March 1996; revised manuscript received 13 May 1996; accepted for publication 13 May 1996

Communicated by P.R. Holland



ELSEVIER

PHYSICS LETTERS A

EDITORS

V.M. Agranovich, Institute of Spectroscopy,
Russian Academy of Sciences,
Troitsk, Moscow obl. 142092, Russian Federation
E-mail: agran@theor.isan.msk.su; Fax: +7 095 3340224
*Condensed matter physics, Theoretical physics, Statistical
properties of condensed matter*

A.R. Bishop, MS-B262, Theoretical Division and Center for
Nonlinear Studies, Los Alamos National Laboratory,
Los Alamos, NM 87545, USA
E-mail: phys_let@tdo-serv.lanl.gov; Fax: +1 505 6653003
Nonlinear science, Condensed matter physics

C.R. Doering, MS-B262, Center for Nonlinear Studies,
Los Alamos National Laboratory, Los Alamos, NM 87545, USA
E-mail: phys_let@tdo-serv.lanl.gov; Fax: +1 505 6652659
Nonlinear science, Statistical physics

J. Flouquet, CRTBT/CNRS, Boîte Postale 166,
F-38042 Grenoble Cedex 9, France
Fax: +33 76 855610
Condensed matter physics

A.P. Fordy, Centre for Nonlinear Studies and Department of
Applied Mathematical Studies, University of Leeds,
Leeds LS2 9JT, UK
E-mail: amt6za@leeds.ac.uk; Fax: +44 113 2429925
Nonlinear science, Mathematical physics

B. Fricke, Fachbereich Physik, Universität Kassel,
Heinrich-Plett-Strasse 40, 34132 Kassel, Germany
E-mail: pla@physik.uni-kassel.de; Fax: +49 561 8044006
Atomic, molecular and cluster physics

P.R. Holland, School of Interdisciplinary Sciences,
University of the West of England, Coldharbour Lane, Frenchay,
Bristol BS16 1QY, UK
E-mail: phys-itr@uwe.ac.uk; Fax: +44 117 9762502
*General physics, Quantum mechanics, Quantum optics,
Gravitation*

A. Legendijk, Van der Waals-Zeeman Laboratorium,
Universiteit van Amsterdam, Valckenierstraat 65-67,
1018 XE Amsterdam, The Netherlands
E-mail: izwart@phys.uva.nl; Fax: +31 20 5255788
Condensed matter physics, Optical physics

M. Porkolab, Plasma Fusion Center, NW17-288,
Massachusetts Institute of Technology, 175 Albany Street,
Cambridge, MA 02139, USA
E-mail: arlington@pfc.mit.edu; Fax: +1 617 2530238
*Plasma and fluid physics, Statistical properties of plasmas
and fluids*

L.J. Sham, Department of Physics, 0319, University of California,
San Diego, 9500 Gilman Drive, La Jolla, CA 92023-0319, USA
E-mail: lusham@ucsd.edu; Fax: +1 619 4590336
Condensed matter physics

J.P. Vigiér, Laboratoire de Gravitation et Cosmologie Relativistes,
Université Pierre et Marie Curie, Tour 22-12, 4ème étage,
Boîte 142, 4 Place Jussieu, 75252 Paris Cedex 05, France
Fax: +33 1 40510661
General physics, Quantum mechanics

Aims and scope

Physics Letters A ensures the rapid publication of short communications in all fields of Physics, excluding Nuclear Physics and Particle Physics.

Abstracted/indexed in:

Chemical Abstracts; Current Contents: Physical, Chemical and Earth Sciences; Engineered Materials Abstracts; INSPEC; Metals Abstracts; Physics Briefs

Subscription information 1996

PHYSICS LETTERS A (ISSN 0375-9601) and PHYSICS LETTERS B (ISSN 0370-2693) will each be published weekly. For 1996 13 volumes, volumes 211-223 (78 issues altogether) of Physics Letters A have been announced. For 1996 25 volumes, volumes 365-389 (100 issues altogether) of Physics Letters B have been announced. The subscription prices for these volumes are available upon request from the Publisher. PHYSICS REPORTS (ISSN 0370-1573) will be published approximately weekly. For 1996 13 volumes, volumes 264-276 (78 issues alto-

gether) of Physics Reports have been announced. The subscription price for these volumes is available upon request from the Publisher.

A combined subscription to the 1996 issues of Physics Letters A, Physics Letters B and Physics Reports is available at a reduced rate.

Subscriptions are accepted on a prepaid basis only and are entered on a calendar year basis. Issues are sent by SAL (Surface Air Lifted) mail wherever this service is available. Airmail rates are available upon request. Please address all enquiries regarding orders and subscriptions to:

Elsevier Science B.V.
Order Fulfillment Department
P.O. Box 211, 1000 AE Amsterdam
The Netherlands
Tel. + 31 20 4853642, Fax: +31 20 4853598

Claims for issues not received should be made within six months of our publication (mailing) date.

US mailing notice - Physics Letters A (ISSN 0375-9601) is published weekly by Elsevier Science B.V., P.O. Box 211, 1000 AE Amsterdam, The Netherlands. Annual subscription price in the USA is US\$ 3203.00 (valid in North, Central and South America only), including air speed delivery. Second class postage paid at Jamaica, NY 11431.
USA POSTMASTERS: Send address changes to Physics Letters A, Publications Expediting, Inc., 200 Meacham Avenue, Elmont, NY 11003. **AIRFREIGHT AND MAILING** in the USA by Publications Expediting, Inc., 200 Meacham Avenue, Elmont, NY 11003.

© The paper used in this publication meets the requirements of ANSI/NISO Z39.48-1992 (Permanence of Paper).

Printed in The Netherlands



North-Holland, an imprint of Elsevier Science



ELSEVIER

5 August 1996

PHYSICS LETTERS A

Physics Letters A 218 (1996) 197–206

Sapphire beamsplitters and test masses for advanced laser interferometer gravitational wave detectors

L. Ju ^a, M. Notcutt ^a, D. Blair ^a, F. Bondu ^b, C.N. Zhao ^a

^a Department of Physics, University of Western Australia, Nedlands, W.A. 6907, Australia

^b Groupe VIRGO, Laboratoire de l'Accélérateur Linéaire, CNRS-IN2P3, Université de Paris-Sud, F-91405 Orsay Cedex, France

Received 11 March 1996; revised manuscript received 13 May 1996; accepted for publication 13 May 1996

Communicated by P.R. Holland

Abstract

We present a feasibility study of using sapphire beamsplitters and test masses in laser interferometer gravitational wave detectors. The internal thermal noise, optical losses and birefringence effects are analysed. Suspension losses are investigated. Experimental data on birefringence is presented. The conclusions are generally positive.

1. Introduction

Laser interferometer gravitational wave detectors without resonant cavities in their arms but with very large power recycling gain and signal recycling gain [1–3] can be considerably simpler than the implementation of recycling in a Fabry–Perot Michelson interferometer as currently planned by the LIGO [4] and VIRGO [5] projects. High dual recycling gain can compensate for the absence of Fabry–Perot cavities in the arms as proposed by GEO project [6]. In this scheme the full resonant enhanced light power (carrier) must be transmitted through the beamsplitter. Therefore the beamsplitter becomes a critical component of the system, with full sensitivity to seismic and thermal noise. The optical scattering, optical absorption and thermal lensing [7] become the critical limitations on performance.

It is well known that the thermal and mechanical properties of sapphire make it an interesting material for use in test masses. The high thermal conductivity means that thermal lensing can be minimised, while

the combination of its very high Young's modulus and low acoustic loss ensure that the internal resonant modes have high frequency and low thermal noise. Single crystal cylinders of 200–300 mm diameter and similar length are commercially available.

Until recently it was not known whether good optical super polishing could be achieved on sapphire. Now excellent results from polishing [8] and the absence of coating problems [9] seem to indicate that the material is useable from this perspective. Recent measurements [8] have also shown that the optical absorption coefficient can be as low as 3.5 ppm/cm in sapphire samples at 1 μm wavelength. This is superior to most samples of fused silica. However, several uncertainties remain before sapphire can be used with confidence in a laser interferometer.

In this paper we consider further aspects of interferometer design using a sapphire beamsplitter and end mirrors. We compare the thermal noise of a practical sapphire test mass with a similar silica test mass. We analyse methods of suspension of sapphire

test masses to prevent degradation of the internal mode Q -factors, while obtaining very low pendulum losses. We analyse the orientation requirements on sapphire optical components (imposed by the intrinsic birefringence of sapphire). Inhomogeneous and stress induced birefringence are also addressed.

Our conclusions are generally positive. We show that the internal thermal noise in a typical test mass is ~ 16 times lower than that of a similar silica mass. We show that a membrane suspension system can allow very high internal mode Q -factor to be achieved. Methods of bonding a membrane hinge to sapphire which should achieve this performance are discussed. However, there is a trade off between internal mode Q , longitudinal suspension mode frequency and rocking frequency. To achieve a worst case internal mode Q equal to the highest observed Q -factor in sapphire at room temperature ($Q > 10^8$ [10]), a membrane with a Q -factor of 10^5 is required.

Our analysis also shows that the orientation requirements on the sapphire crystal are within reasonable operational tolerances while our measurements show that as long as stress birefringence is avoided, adequate birefringence homogeneity can be achieved. Assuming an interferometer operating at $1 \mu\text{m}$ wavelength, Rayleigh scattering losses of almost 20 ppm/cm are difficult to avoid. A total absorption loss of ~ 60 ppm can be anticipated in a sapphire beamsplitter, depending on the material thickness. The high Rayleigh scattering sets limits on the maximum recycling gain.

2. Thermal noise of a sapphire test mass

2.1. Internal modes

According to the fluctuation–dissipation theorem [11], the thermal noise due to the internal resonant of the test mass can be expressed by [12]

$$\Delta x^2 = \frac{4k_B T}{\omega} \sum_i \frac{\Phi_i(\omega_i) \omega_i^2}{M_i [(\omega_i^2 - \omega^2)^2 + \Phi_i^2(\omega) \omega^4]}, \quad (1)$$

where ω_i and M_i are the angular frequency and the equivalent mass of the i th mode respectively. Here

Table 1

The first nine internal modes and the equivalent masses of a cylindrical sapphire test mass; $d = 200$ mm, $H = 200$ mm (~ 25 kg), beam size 2 cm

frequency (Hz)	M_i (kg)	$M_i \omega_i^2$
22652	9.13	1.85×10^{11}
29284	17.8	6.04×10^{11}
36997	91.9	4.96×10^{12}
46468	2.45	2.09×10^{11}
54115	2.75	3.18×10^{11}
27480	20.7	6.17×10^{11}
34385	4.24	1.98×10^{11}
45411	8.33	6.78×10^{11}
52506	16.9	1.84×10^{12}

the structural damping mechanism is assumed, with loss factor $\Phi(\omega_i) = 1/Q_i$, constant over a large frequency range [13,14]. For frequencies $\omega \ll \omega_i$, the thermal noise can be expressed as

$$\Delta x^2 = \frac{4k_B T}{\omega} \Phi(\omega) \sum_i \frac{1}{M_i \omega_i^2} = \frac{4k_B T}{\omega} \frac{\Phi(\omega)}{M_{\text{eq}} \omega_{\text{eq}}^2}. \quad (2)$$

The internal resonant modes of a sapphire test mass can be calculated by numerical methods [15–17] based on the theory of elasticity in continuous media [18]. We have assumed a free mass model and used the program ‘‘CYPRES’’ [15] to calculate various test mass configurations. ‘‘CYPRES’’ allows the effective mass and frequency of the test mass normal modes to be calculated. For a cylindrical sapphire test mass with diameter of $d = 200$ mm, thickness of $H = 200$ mm (~ 25 kg) and a beam size of 2 cm, the first nine internal resonances below 60 kHz and the equivalent masses are listed in Table 1. The high internal resonant frequencies in the sapphire test mass are very important in reducing their thermal noise contribution.

We tested for convergence of the thermal noise calculation by integrating over the first 200 normal modes, and compared the results with that of a silica test mass of the same dimensions. The values of $M_{\text{eq}} \omega_{\text{eq}}^2$ for sapphire and silica test masses of the same dimensions are 16.3×10^9 and 2.9×10^9 respectively. It can be seen that the value $M_{\text{eq}} \omega_{\text{eq}}^2$ of a sapphire test mass is 6.54 times greater than that of a silica test mass.

The highest internal mode Q -factor reported in silica is 7×10^6 [19]. This compares with 3×10^8

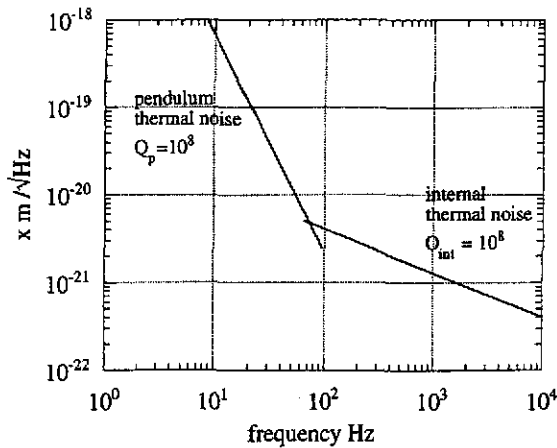


Fig. 1. Predicted thermal noise of a sapphire test mass. The intrinsic Q -factor of the test mass is chosen as 10^8 . The pendulum Q factor is chosen as 10^8 with a niobium membrane flexure Q -factor of 10^5 .

reported for sapphire by Braginsky et al. [10]. The reduced losses, combined with the increased values of $M_{eq} \omega_{eq}^2$ of sapphire means that the thermal noise amplitude of this sapphire test mass will be a factor of more than 16 times better than that of a silica test mass with the same dimensions,

$$\sqrt{\frac{Q_{sapp}(M_{eq} \omega_{eq}^2)_{sapp}}{Q_{silica}(M_{eq} \omega_{eq}^2)_{silica}}} > 16.$$

In this analysis we have assumed that the incident laser light is concentric with the test mass. In reality it is advantageous to illuminate the test mass at the centre of percussion to reduce pendulum thermal noise contributions as discussed below. The offset of the beam and the relative beam size will alter the integrated thermal noise by a small factor. To achieve the optimum sensitivity of a laser interferometer it is essential that the test mass combines the high internal mode Q -factor discussed above, with extremely high pendulum Q -factors. Fig. 1 shows a typical target noise level. In the next section we discuss means of achieving this.

2.2. Flexure suspension of test masses

Braginsky measured the high Q -factor [10] in sapphire by suspending it from fine wires of tungsten or silk. However, our extensive experience with

resonant mass gravitational wave detectors has led us to be pessimistic about this approach, mainly due to the poor definition of the boundary conditions between the suspension fibre and the test mass, which can lead to acoustic upconversion and excess losses. For this reason we have proposed alternative suspension techniques which are capable of achieving the required low losses without the use of wires. In the following discussion, we present an analysis of such an alternative suspension system.

Fig. 2 shows a diagram of this suspension concept. With a cylindrical test mass of diameter of $d = 200$ mm, thickness of $H = 200$ mm, this compound pendulum will have a resonant frequency of 1.3 Hz. The centre of percussion of this pendulum, at which the transfer function will be the same as a simple pendulum, will be at 43 mm below the centre of mass.

The advantage of using a short thin membrane flexure is that it has very high violin string modes, low flexural spring constant and very low thermoelastic loss. It has been shown previously that a membrane flexure allows enhanced pendulum Q -factors [20,21] compared with wire suspension. The pendulum Q -factor with a thin membrane flexure is given by

$$Q_p = Q_0 \left(\frac{3MgL^2}{Eat^3} \right)^{1/2}, \tag{3}$$

where M is the mass of the pendulum, L , a , t and E are the length, width, thickness and Young's modulus of the membrane, respectively.

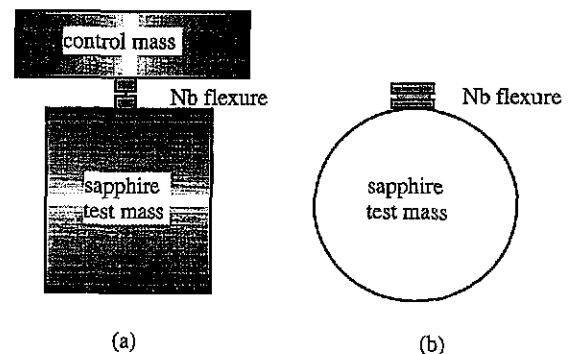


Fig. 2. A practical design for a sapphire beamsplitter. (a) Side view; (b) front view. The suspension element is a thin niobium membrane flexure, typically 25 μ m thick, 2 mm long and 4 cm wide.

The data in Fig. 1 for the pendulum mode thermal noise correspond to a niobium flexure for which the intrinsic Q -factor of the material is 10^5 (~ 40 times less than the bulk niobium Q -factor at room temperature). The “violin string” modes of the short membrane are very high (~ 100 kHz), leaving a “clean window” for gravitational wave detection. At 10 Hz the noise is mainly pendulum mode thermal noise which reaches a level of 7×10^{-19} m/ $\sqrt{\text{Hz}}$, while at 200 Hz the internal resonant modes thermal noise dominate at a level of $\sim 4 \times 10^{-21}$ m/ $\sqrt{\text{Hz}}$. We believe that a flexure suspension can be constructed as described below.

2.3. Bonding of the flexure to the test mass

In principle, due to the very high achievable pendulum Q -factor [21], a niobium membrane suspended sapphire test mass can give optimum noise performance at low frequencies. However, to realise such a system, it is necessary to find a practical solution to the fabrication and assembly of such a suspension system, and to confirm whether the internal mode Q -factor of the test mass can be maintained, and whether the total thermal noise is sufficiently low. The internal modes can lose energy through the membrane. Large lossy components will

degrade the internal mode Q -factor, and in addition the imperfect clamping of mechanical components will cause excess acoustic losses. In particular the imperfect bonding of the flexure to the test mass will cause additional loss in the pendulum.

We propose the use of well established ceramic to metal sealing techniques to overcome this problem. Numerous methods have been developed for different applications [22]. Among these techniques, active metal seals, diffusion seals and solder seals are of interest for our application. The refractory properties of niobium and sapphire, their satisfactory thermal expansion match from liquid helium temperature [23] to 2000°C [24], and the low acoustic losses of both materials makes niobium appear ideally suited for bonding to sapphire for the purpose of creating a low loss flexure pivot suspension.

Sapphire to niobium seals using active metal brazing with titanium and vanadium allows high strength bonding at $\sim 1800^\circ\text{C}$ [24]. Active metal brazing alloys such as Incusil-ABA[®] (Indium-copper-silver) and Cusil-ABA[™] (Copper-silver) can create a high integrity bond at 700–830°C [25]. Preliminary test using Incusil brazing has resulted a joint between sapphire and niobium with strength > 150 MPa.

We have preliminarily investigated direct diffusion bonding between sapphire and niobium at

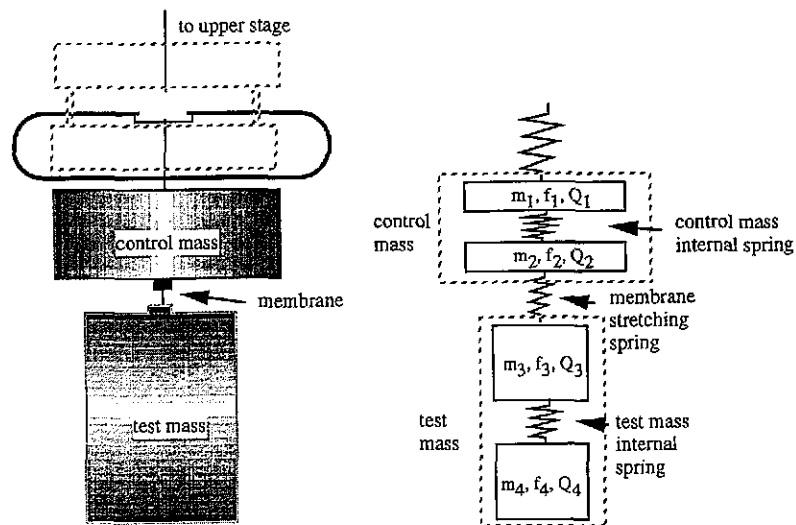


Fig. 3. Model one: test mass suspended directly under control mass. A four stage spring mass model is used. Spring 1: spring of the whole isolator; spring 2: internal spring of the control mass; spring 3: test mass membrane flexure stretching spring; spring 4: equivalent test mass internal spring.

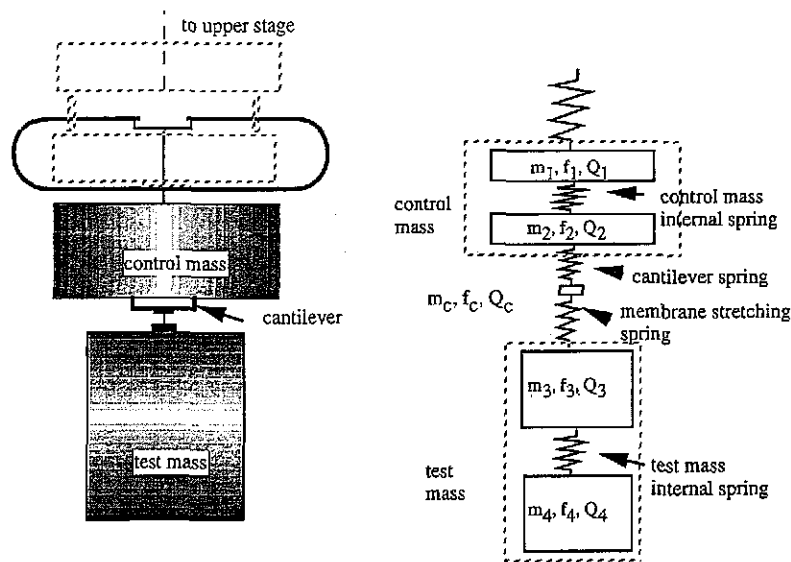


Fig. 4. Model 2: test mass suspended under a low loss, low mass cantilever which in turn is connected to the control mass. A five stage spring and mass model is used. Spring C: cantilever spring; the other elements are the same as in model 1 (Fig. 3).

1400°C. Preliminary experiments have achieved yield strength ~ 15 MPa for joints created at a contact pressure of about 5 MPa. Higher strength joints can be expected using higher temperatures and surface pressure. It remains to determine whether any of the above joints have sufficiently low acoustic losses.

Using one of the above methods, it is possible that very low mass niobium flexure components can be attached to the edge of a sapphire test mass, to create a high integrity mechanical suspension structure. We go on to show that such a structure will allow a high internal mode Q -factor to be maintained, and that the total test mass thermal noise can be exceptionally low.

3. The effect of low Q -factor upper stages on sapphire test mass internal Q -factor

In practice a test mass will be suspended from a vibration isolation stack as shown in Fig. 1. Usually the intrinsic Q -factor of the isolator elements will be low. We assume here the use of metal cantilever spring vibration isolators [26] with normal mode Q -factors $\sim 10^3$. Suppose the last isolation stage (control mass) has a mass of 40 kg and internal resonant frequency of the order 10^3 Hz. From Sec-

tion 1.1, the lowest internal resonant frequency of a 25 kg sapphire test mass can exceed 20 kHz. It is possible, however, that the internal mode Q -factor of the test mass will be degraded through coupling to the internal mode of the control mass. Such Q -factor degradation is likely to degrade the test mass thermal noise. To assess this problem, the system was modelled in one dimension, using lumped mass and spring elements [27]. Two models were considered. One consists of a directly coupled system, using a moderately low loss membrane hinge. The second consists of one in which a small cantilever stage is inserted between the control mass and test mass to provide some degree of vertical isolation. Figs. 3 and 4 show the two mechanical systems and their models (see the figure captions for full details).

To examine the effect of Q degradation of the test mass, we assume that the test mass has an extremely high intrinsic Q -factor ($Q = 10^{10}$). Other parameters of the model are $f_1 = 2$ Hz, $f_2 = 10^3$ Hz, $f_3 = 300$ Hz¹, $f_4 = 10^4$ Hz ($f_c = 100$ Hz); $m_1 = m_2 = 25$ kg,

¹The stretching mode frequency of the foil flexure f_3 is chosen for a membrane flexure length of 2 mm, width of 4 cm and thickness of 25 μ m. The membrane is thus stretched to 25% of its yield strength.